

Super Smooth

AMINO SYSTEM



1 DETOX SHAMPOO

DETOXIFY THE HAIR

Wash hair with SUPER SMOOTH DETOX SHAMPOO. This sulphate free shampoo ensures all residue, build-up and impurities are removed from the hair (it can be used twice if necessary). It will also open the cuticle and prepare the hair for the SUPER SMOOTH TREATMENT to be applied. Towel dry well to remove excess moisture, and comb hair through.

2 TREATMENT

APPLY

Dispense required amount of SUPER SMOOTH TREATMENT into an ASP bowl: **Short Hair** 20g, **Medium Hair** 40g, **Longer Hair** 80-100g.

Section the hair into 4 sections, (Hot Cross Bun).

Apply the treatment using a large, crimped ASP Tint Brush. Using 1cm sections, start from the nape area and work upwards.

During application, keep the Treatment 1-2cm away from the scalp. Comb through, section by section, with a fine-tooth comb to distribute and remove excess product from the hair. DO NOT over-saturate.



DEVELOP

40 minutes (all hair types).


DO NOT COVER. DO NOT HEAT.

40
min

CAUTION Do not apply directly on to the scalp. Wear suitable gloves. Avoid contact with eyes. Rinse immediately if product comes into contact with them. Use in a well ventilated room.

RINSE


Remove approximately 80% of the product – it is important that you DO NOT remove all the product from the hair. Loosen & separate all the hair before you start. DO NOT apply water until it is at the correct temperature. Starting from the root, rinse the hair all over for about 5 seconds. At this point it should feel silky, and the excess water should be cloudy. Thick or coarse hair may still feel tacky and require a second rinse. DO NOT wash, condition or apply any product at this stage.



SMOOTH/STRAIGHTEN

Blow dry the hair using a paddle brush. The hair must be 100% dry. Using the guide below, pass straightening irons over the hair:

HAIR DAMAGE LEVEL	NO. OF PASSES	TEMPERATURE
Severe Damage	3 - 5	190 - 200°C / 374 - 392°F
Moderate Damage	5 - 7	210°C / 410°F
Zero Damage	5 - 7	225°C / 437°F



3 SEAL IT IN

FINISH

SUPER SMOOTH AMINO SYSTEM SEAL IT IN closes the cuticle, sealing in the treatment for long lasting results. It also provides super shine without weighing down the hair.



Place a few drops into the palm of your hand. Rub between hands and distribute evenly throughout mid-lengths and ends. Repeat if necessary - depending on hair length and thickness.

IMPORTANT ADVICE FOR YOUR CLIENT DO NOT wash hair for at least 24 hours - for optimum, longer lasting results wait 48 hours after SUPER SMOOTH AMINO SYSTEM application. DO NOT secure hair tightly until after first wash as this could create kinks in freshly smoothed hair. Results last on average 3 months, providing the recommended aftercare regime is used.

4 & 5 AFTERCARE SHAMPOO & CONDITIONER



To enhance and prolong the effects of Super Smooth Amino System treatment your client must use SUPER SMOOTH AMINO SYSTEM AFTERCARE SHAMPOO and CONDITIONER at home.

The unique Amino Acid Repair Complex restores and fortifies the hair shaft exactly where needed. Infused with Shea Butter, Argan Oil and Panthenol, these formulas nourish and hydrate the hair, leaving it strong, smooth and shiny. Colour Lock technology and UV filters help to extend colour life and protect against the environment.

QUICKSTART GUIDE



SCAN TO SEE
HOW TO VIDEO



DETOXIFY

Wash hair with SUPER SMOOTH DETOX SHAMPOO.




APPLY

See guide overleaf for correct amount of SUPER SMOOTH TREATMENT. Apply with ASP tint brush.
IMPORTANT Keep product 1-2cm away from scalp.




COMB THROUGH

Comb through, section by section, with a fine-tooth comb to distribute and remove excess product from the hair.



DEVELOP

40 minutes (all hair types).
DO NOT COVER.
DO NOT HEAT.



RINSE

Remove approximately 80% of the product.
IMPORTANT DO NOT remove all the product from the hair.



SMOOTH/ STRAIGHTEN

Blow dry the hair using a paddle brush. The hair **MUST** be 100% dry. Using the guide overleaf, pass straightening irons over the hair.



FINISH

Apply 1 or 2 drops of SUPER SMOOTH SEAL IT IN depending on hair thickness & length. This will close the cuticle, sealing in the treatment for long lasting results.

Q&A

IS SUPER SMOOTH AMINO SYSTEM SUITABLE FOR ALL HAIR TYPES?

YES all hair types will benefit. Super Smooth is especially effective for rejuvenating damaged, porous or chemically treated hair.

WILL SUPER SMOOTH AMINO SYSTEM DEFRIZZ MY HAIR? YES, it is amazing at eliminating frizz for those with unruly hair.

AFTER USING SUPER SMOOTH HOW LONG MUST I WAIT BEFORE COLOURING MY HAIR? At least 3 days. After this your smoothing treatment will not be affected.

WHICH ORDER - COLOUR OR SUPER SMOOTH AMINO SYSTEM TREATMENT FIRST?

It's up to you. You can safely colour your hair 3 days after your Super Smooth treatment. Colouring before Super Smooth treatment can sometimes result in a reduction of up to 1 level of colour.

CAN YOU TIE THE HAIR UP AFTER THE TREATMENT? NO, not until after the first wash as you could mark the hair if tied up or clipped tightly directly after treatment.

WHAT WILL HAPPEN IF I REMOVE ALL OF THE SMOOTHING TREATMENT WHEN RINSING?

This may compromise your smoothing results.

WILL IT COMPLETELY STRAIGHTEN MY HAIR? Super Smooth Amino System will soften and release curl from the hair, removing frizz, giving a super shine and great condition. It also makes hair much easier to manage. It's designed to work with the hair's natural texture and works on all hair types.

WILL IT SHORTEN THE DRYING TIME OF MY HAIR AFTER THE TREATMENT? YES it will decrease the time required to dry your hair.

IF MY HAIR IS SUPER DAMAGED DO I NEED TO REDUCE THE DEVELOPMENT TIME? NO. The development time will always be 40 minutes, regardless of hair type and condition.

WHAT HAPPENS IF I WASH MY HAIR BEFORE 24 TO 48 HOURS? The longevity of the treatment may be affected. For optimum longer lasting results wait for at least 48 hours after your Super Smooth treatment.

DO I HAVE TO USE THE SUPER SMOOTH AMINO SYSTEM DETOX SHAMPOO FIRST? YES. This shampoo has a specific pH which prepares the hair to accept the Super Smooth treatment - it will remove all debris and build up. It may be necessary to wash the hair twice with this shampoo to completely remove any barriers.

WHAT HAPPENS IF MY STRAIGHTENING IRONS ARE NOT AT THE CORRECT HEAT?

The smoothing effect may not be as effective.

WHAT IF I DO NOT PASS THE STRAIGHTENERS THOROUGHLY OR ENOUGH TIMES THROUGH THE HAIR? The longevity of the smoothing effect will be reduced.

HOW LONG WILL IT LAST? Dependent on hair type, the smoothing effect can last up to 12 weeks.